



Taking A Look At *Data*

Lockport City School District
My Brother's Keeper Grant [NYSED]
2021



Where does **data** come from?



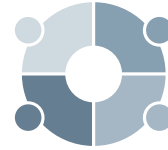
Data Warehouse

System used for reporting and verifying staff and student data to NYSED



Renaissance/eDoctrina

Assessment software used to measure student progress throughout the school year



eSchool

School management system (sms) for attendance, discipline reports, and other data collection



Internal Records

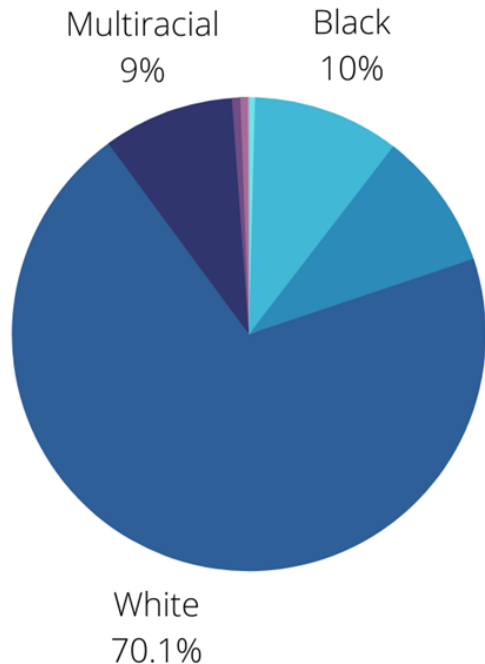
Including sports team rosters



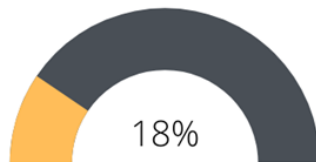
B.E.D.S. *Enrollment* at LCSD

by Student Subgroups at **Lockport City School District**

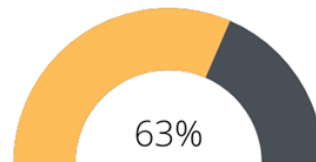
2020-2021



Total: 4,310 students



*Students with
Disabilities*



*Economically
Disadvantaged*



*English Language
Learners*



Lockport City School District

Demographic Data by Subgroup and Poverty Status

2020-2021

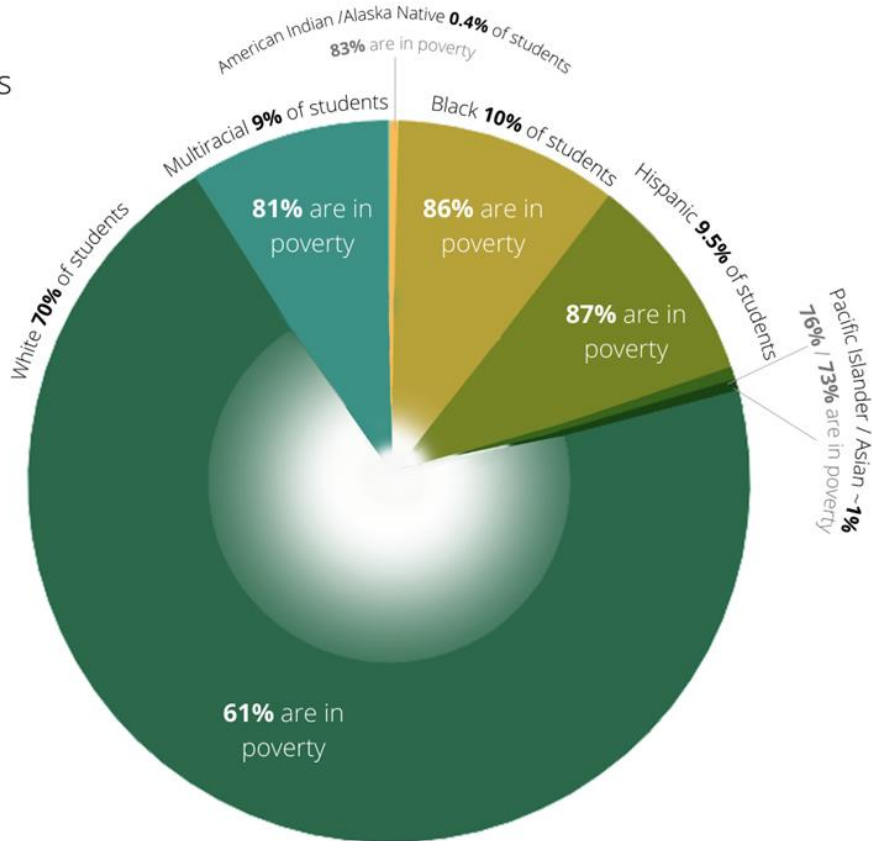
63% of students
across the district
are in poverty.



Student Population
Percentage by Ethnicity



Percentage of Students in
Poverty by Ethnicity





Equal Employment Opportunity

Employees by Category

Lockport City School District

130 Beattie Avenue

Lockport, NY 14094

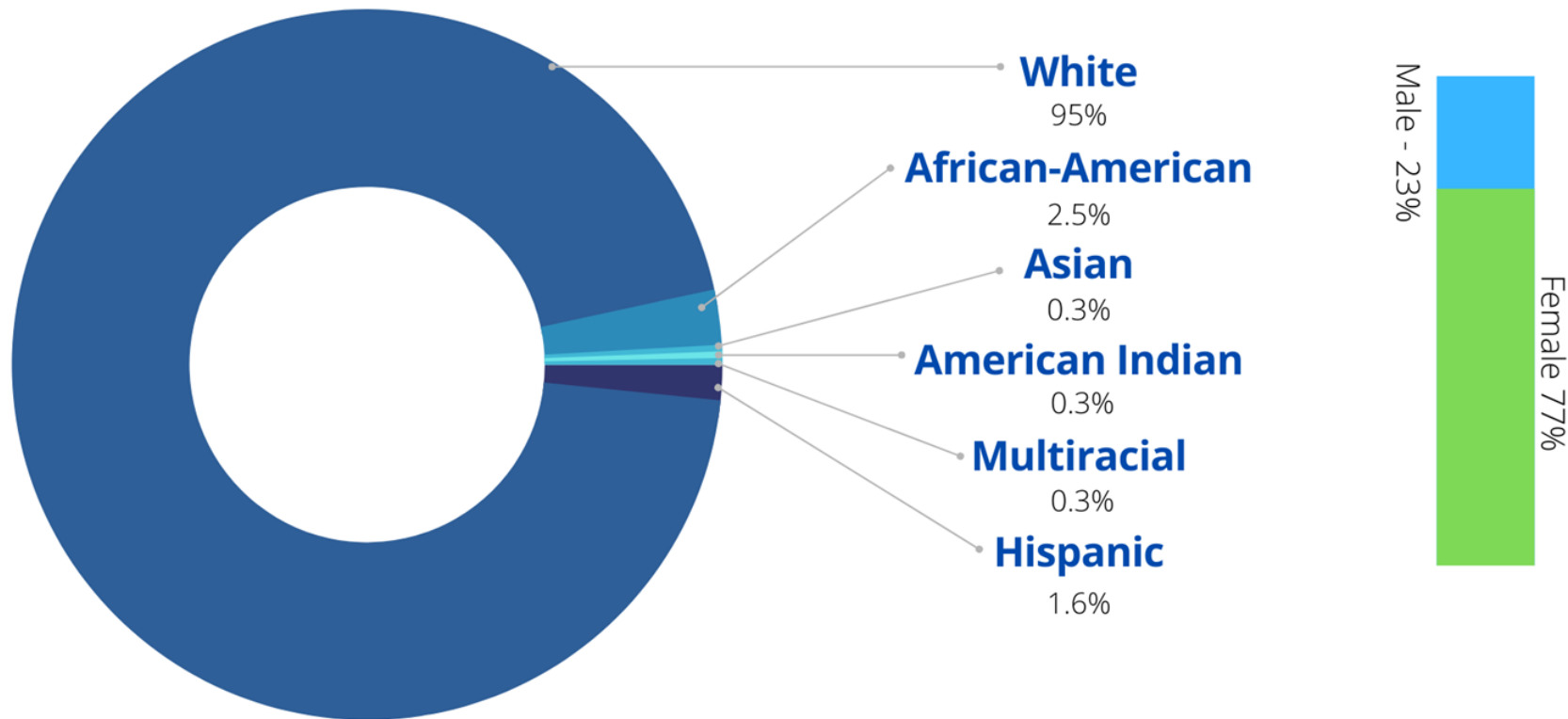
2021-2022 EEO - Job Categories	Total Work Force	Race/Ethnicity - report employees in only one category																
		Hispanic or Latino		Not-Hispanic or Latino														
				Male									Female					
		Male	Female	White	African-American or Black	Native Hawaiian or Other Pacific Islander	Asian	American Indian or Alaska Native	Two or More Races	Disabled	Veteran	White	African-American	Native Hawaiian	Asian	American Indian or Alaska Native	Two or More Races	Disabled
Executive/Senior Level Officials and Managers	4		1								3							
First/Mid-Level Officials and Managers	25			12							11	2						
Professionals	506	1	5	103							388	6			1	2		
Technicians	0																	
Sales Workers	0																	
Administrative Support Workers	49			1							47				1			
Craft Workers	0																	
Operatives	0																	
Laborers and Helpers	138	3	2	58	2						71	2						
Service Workers	71		1	3	1						57	7		2				
TOTAL	793	4	9	177	3	0	0	0	0	0	577	17		2	2	2		



Equal Employment Opportunity

Employees by Ethnicity

Lockport City School District
130 Beattie Avenue
Lockport, NY 14094



All students have ACCESS to advanced courses

- upon request and scheduling availability
- all students receive yearly advisement to make requests
- AP/SUNY course qualifications: pre-requisite courses & acceptable GPA

AP COURSES: Lockport offers several AP or Advanced Placement courses. These courses are developed by Lockport High School teachers and approved by the College Board; upon conclusion of the course (typically in May), students take a National AP Exam. In addition, there is a summer reading required in some of the AP courses. Each college or university determines how AP scores will be awarded. In most cases a minimum score of 3 will be accepted. Exam policies vary by college. AP courses offered at Lockport are in English, Foreign Language, Science, and Social Studies. Students may challenge AP exams in any course area. Questions should be referred to specific subject teachers. ***AP*** The cost of an AP course is approximately \$100 per course. Financial Aid is available for those who qualify.

*The cost of an AP course is approximately \$100 per course.
Financial aid is available for those who qualify.*

SUNY COURSES: Lockport offers several courses in cooperation with NCCC. The following course is 2 credit hours: Physical Education. The following courses are 3 credit hours: Business Law, Business Management, Environmental Science, Financial Accounting, French IV, French V, Health, Non-Fiction Writing, Public Speaking, Spanish IV, and Spanish V. The following course is 4 credit hours: Pre-Calculus. The following courses are 3 credit hours per semester: Biology. The following course is 4 credit hours per semester: Physics. The following course is 5 credit hours per semester: Chemistry. ***SUNY*** The cost of SUNY courses are approximately \$75 per credit hour.

The cost of SUNY courses are approximately \$75 per credit hour.

School grades _____

School Attendance _____

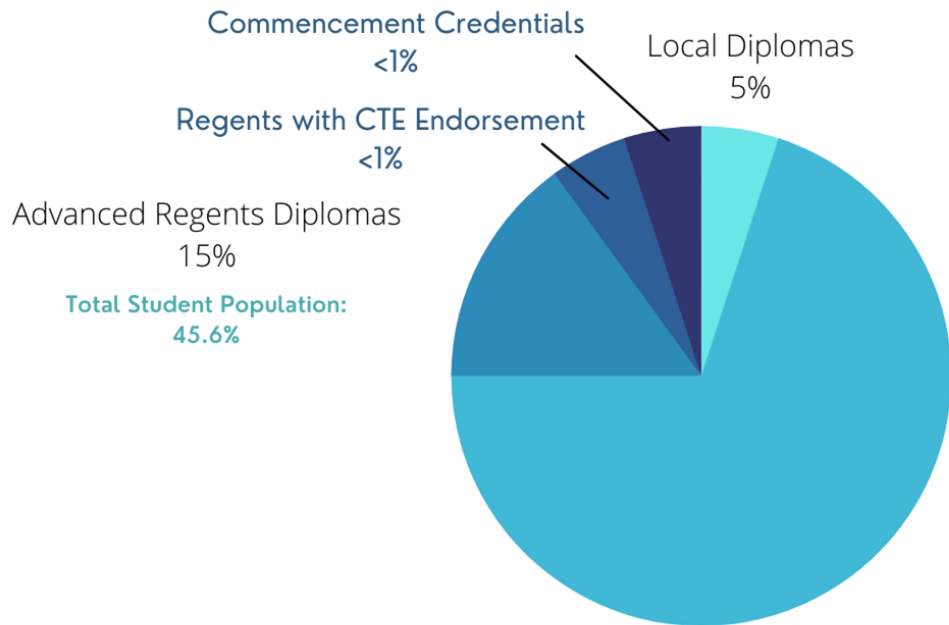
School Behavior and Study Habits _____

SELECTION CRITERIA FOR BOCES STUDENTS

- 1. School grades:** The student's school record must indicate the ability to do work in the course chosen. Also, the students must have passed the required subjects in grades 9 and 10 in order to be able to graduate on schedule.
- 2. School Attendance:** The student's attendance record is looked at very closely. Several career and technical courses require licensing by the State. In order to qualify to take the state licensing exam, a student must have been in attendance the necessary number of days.
- 3. School Behavior and Study Habits:** Career and technical students have a great deal more freedom from supervision than the average high school student. They must demonstrate that they are mature enough to cope with this freedom and not abuse it.

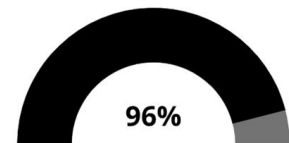
The final decision as to which students are selected to attend the career and technical programs at BOCES is made by the principal, assistant principals, and the guidance counselors. These decisions are, of course, made within the limits outlined by the Lockport Board of Education and the Board of Cooperative Educational Services.

The chart below represents the African American Male population's graduation report from 2020-2021

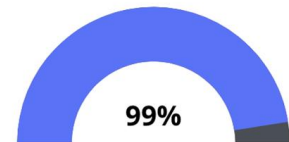
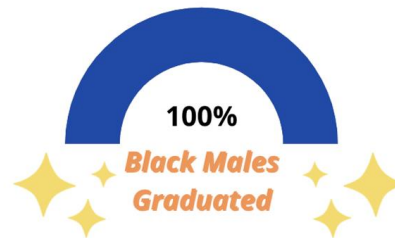


On average, African American Males earned more Regents Diplomas than any other subgroup. They earned less Advanced Regents Diplomas and CTE Endorsements than the average total student population in 2020-2021.

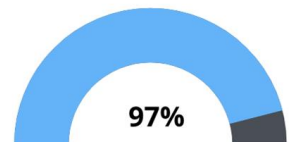
Regents Diplomas
70%
Total Student Population:
41%



White Senior
Students Graduated



Students of Color
Graduated



All Senior Students
Graduated

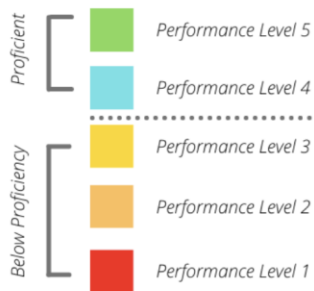
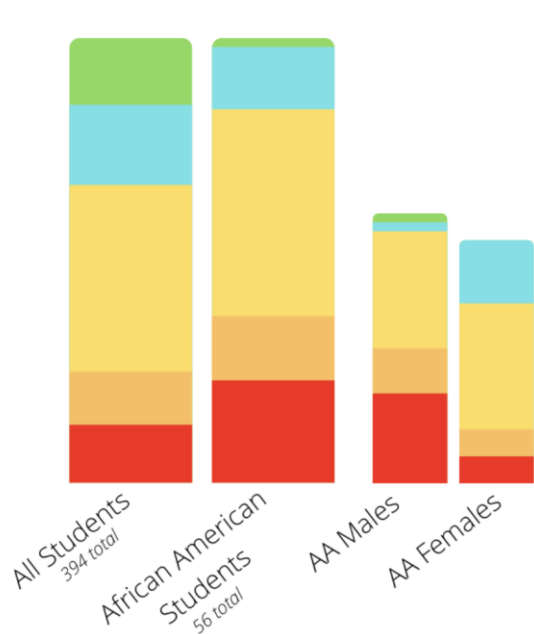


NYS Regents Exams

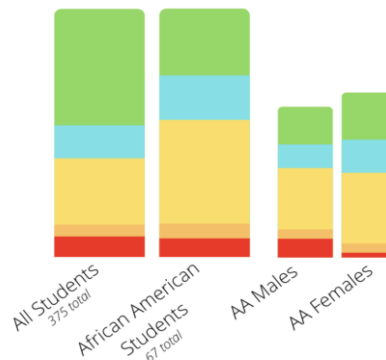
ELA/Math Proficiency Levels and Subgroups

Data from 2019-2021 not included due to inconsistent trends as a result of COVID-19

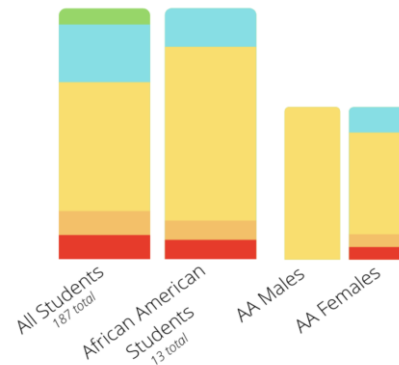
All Regents Exams 2018-2019



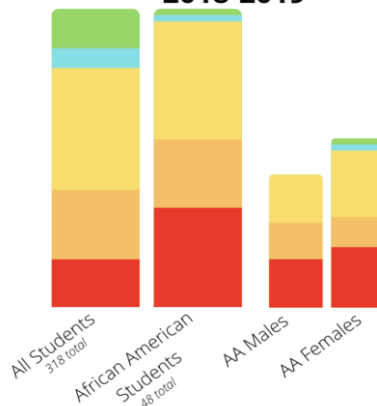
ELA 2018-2019



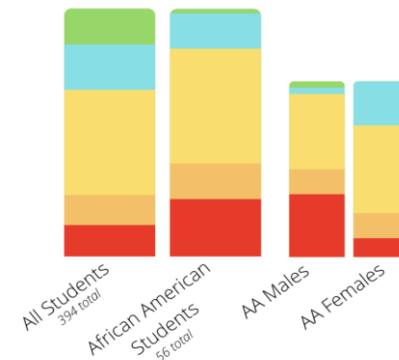
Algebra I 2018-2019



Geometry 2018-2019



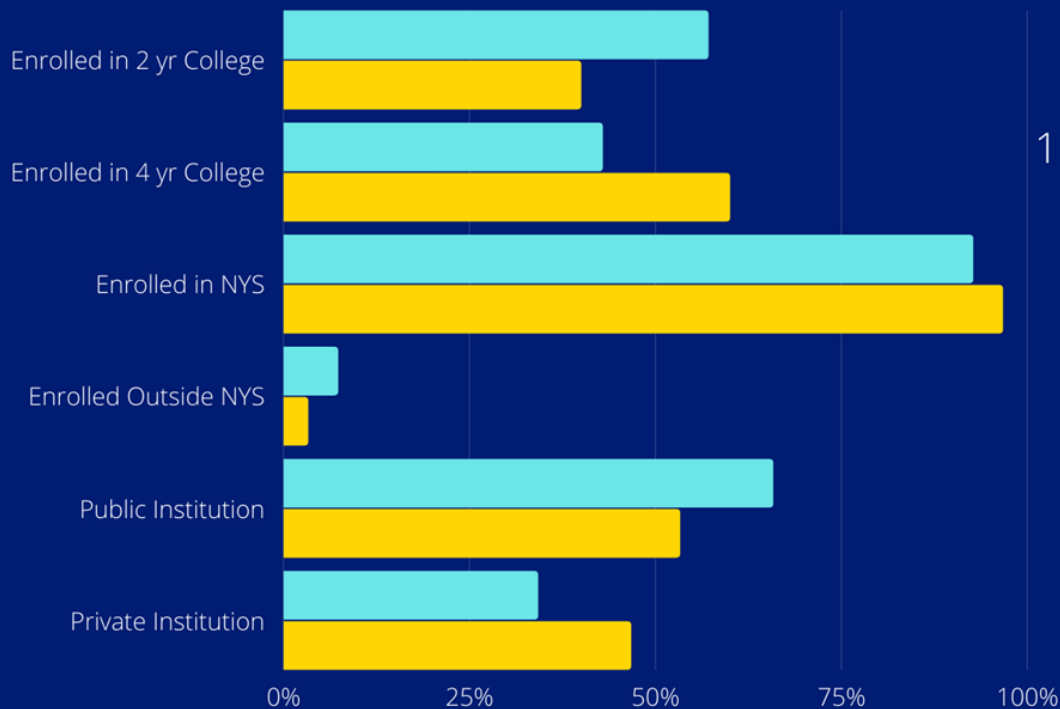
Algebra II 2018-2019





CLASS OF 2018

Post-Secondary Enrollment



219 graduating students enrolled in a post-secondary institution.



1 out of 4 college applicants from LCSD were **African American**

 All students


 African American Students




Lockport City School District

Chronic Absenteeism Trends

2018-19



2019-20



2020-21



All Chronically Absent
Students

Chronically Absent
Black Students

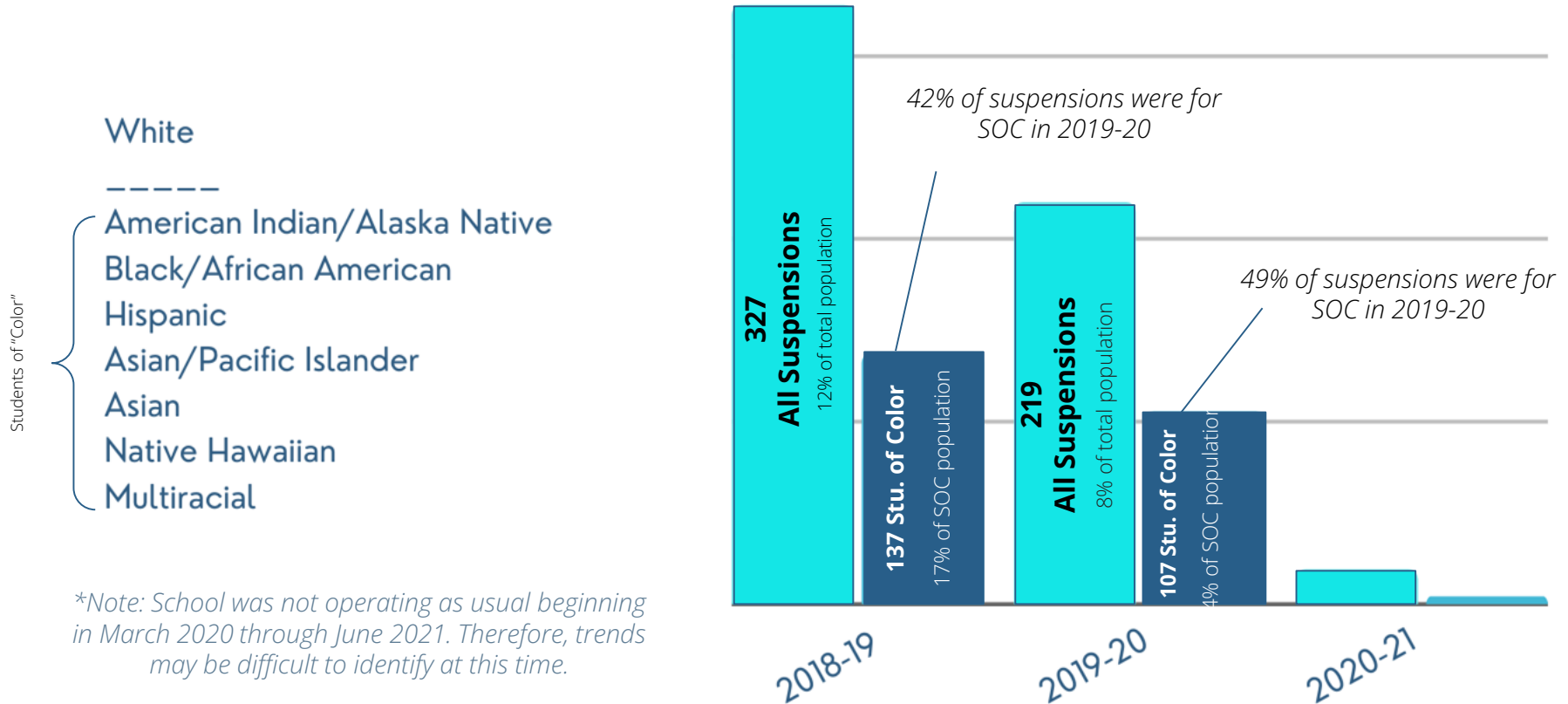
All Chronically Absent
Students

Chronically Absent
Black Students

All Chronically Absent
Students

Chronically Absent
Black Students

The chart below represents students of color and trends in suspensions over three academic years compared to the general student population.



2019-2020

213% of **African American** students received an O.D.R. in the district.

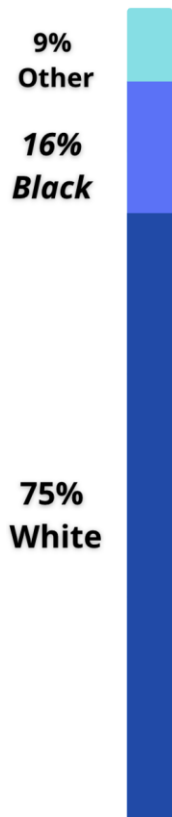
(Out of 318 Black students, 675 O.D.R.'s were issued to African American students)



1 in 3 **African American** students received an O.D.R. in the district in **2020-2021**.

*Office Discipline Referral
Applies only to students in grades 5-12*

2019



17%
***of eligible
Black Males
were on at least
one sports team***

*36% of all eligible males
participated in sports*

*Of the population of
male students of color
(grades 7-12),*

27%
*participated in
at least one sport.*

2020



8%
***of eligible
Black Males
were on at least
one sports team***

*16% of all eligible males
participated in sports*

*Of the population of
male students of color
(grades 7-12),*

31%
*participated in
at least one sport.*



Lockport City School District 2021

*Instructional Data Coordinator
Sara Qureshi
squreshi@lockportschools.net*